



MODEL MG Automatic Sampler

***Rugged Strip Sampler Collects
Free-Flowing Bulk Solids***



MODEL MG AUTOMATIC SAMPLER

Features

- Eliminates the degradation of product
- The stainless steel tube easily detaches for cleaning to meet sanitation requirements
- Available in pneumatic- and electric-driven versions

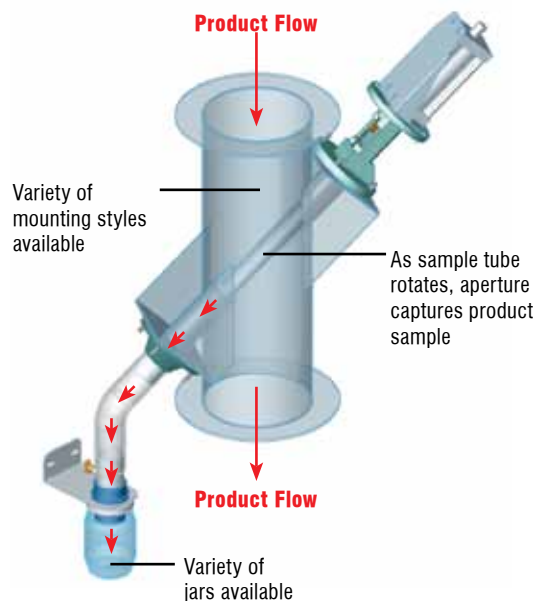
Options

- Special mounting adapters for round, square or other chutes
- TEFC or Explosion-proof motors
- Optional materials of construction
- Same-side discharge unit
- Nickel-impregnated Teflon® ensures a non-stick surface
- Hardening treatments protect against wear and abrasion


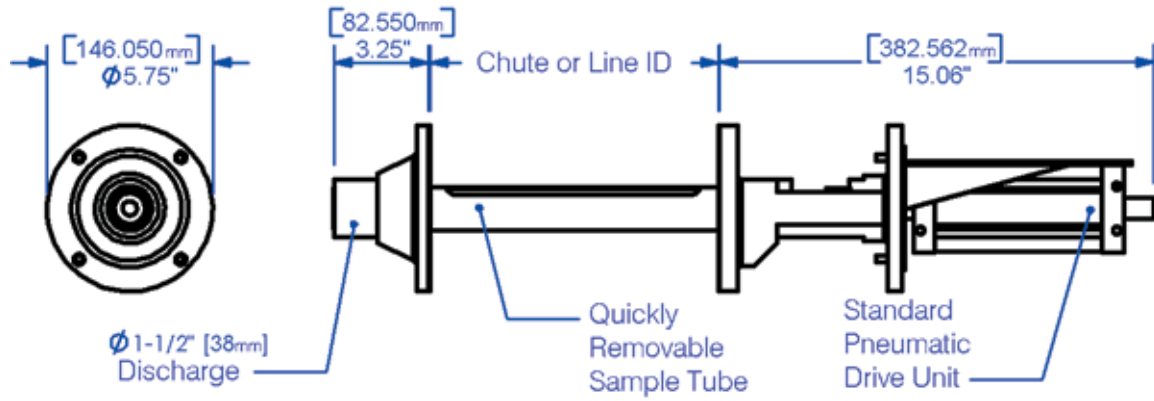
Description

The Model MG strip sampler samples pellets, powders, granules, grain, seed and other free-flowing dry materials from gravity chutes or product lines. The stainless steel sample tube is designed to be quickly and easily removed to facilitate easy cleaning and inspection. The MG is available in pneumatically and electrically driven versions; both are controlled by an easily configured PLC controller and digital interface.

The Model MG samples when a stainless steel tube, slotted lengthwise, rotates to capture a strip of the product flow. A representative sample collects to the discharge point.



MODEL MG TECHNICAL DATA



Mounting configurations may include hoppers, chutes and other line configurations not shown.

SPECIFICATIONS

Basic Electrical Requirements	control box: 115 VAC, single phase, 60 Hz; TEFC & Explosion-Proof Motors: 115/230 VAC, single phase, 50/60 Hz
Air Requirements for Pneumatic Unit	80 psig, 1.5 ft ³ /cycle (5.5 barg, 42.5 l/cycle)
Quantity of Sample	determined by flow rate and aperture size
Product Size	10 μm - 1/4" (6 mm); larger sizes upon request
Recommended Location of Sampler	dry powder, grain or granular lines, chutes, hoppers at atmospheric pressure
Suggested Connection to Collection Point	rigid metal or flexible tubing to a container or indexing cabinet
Materials of Construction	304 and 316 stainless steel sample tube; self-lubricating oilite bearings
Temperature Range	Up to 180°F (82°C)

NOTE: Teflon is a registered trademark of E. I. Du Pont de Nemours and Company.

WARNING

It is solely the responsibility of the end-user, through its own analysis and testing, to select products and materials suitable for their specific application requirements, ensure they are properly installed, safely applied, properly maintained, and limit their use to their intended purpose. Improper selection, installation, or use may result in personal injury or property damage.



SENTRY EQUIPMENT CORP

966 Blue Ribbon Circle North
Oconomowoc, WI 53066 USA
Tel: 262-567-7256 • Fax: 262-567-4523

E-mail:
sales@sentry-equip.com

Website:
www.sentry-equip.com



For further information, contact: